

iGLO LED Matrix Shoebox - 90W

ENVIRONMENTALLY FRIENDLY, ENERGY EFFICIENT

iGLOLED
IGLOLED.NET

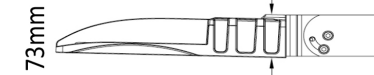
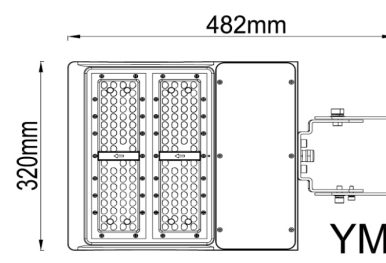
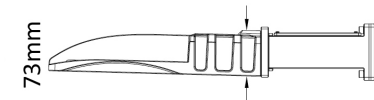
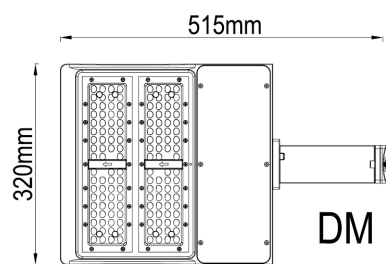
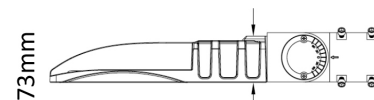
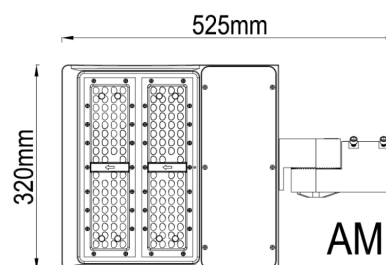


Features

- cULus, DLC certificates
- Philips Chip, high CRI
- IP65 driver, Input voltage 100-277VAC
- 150*85° lens angle
- No UV or IR in the beam
- Easy to install and operate
- Energy saving, Long lifespan
- Light is soft and uniform, Safe to eyes
- Instant start, NO flickering, NO humming
- Green and eco-friendly without mercury.

Applications

Outdoor basketball court, tennis court, Badminton court, football fields; school playgrounds, stadiums; Community leisure/ entertainment plaza, road lamp and etc.



PRODUCT SPECIFICATIONS

DLC Listing: GL90WMXFL[AM,YM,DM]SN4000KUDX

iGLO LED Matrix Shoebox Series:	GL90WMXFL[AM,YM,DM]SN4000KUDX GL90WMXFL[AM,YM,DM]SN5000KUDX GL90WMXFL[AM,YM,DM]SN5700KUDX
Mounting Installation:	AM: Adjustable Slip Fitter Mounting DM: Direct Mounting YM: Yoke Mounting
Wattage:	90W
Lumens:	12412 - 13047 lm
CCT:	4000K/5000K/5700K
Input Voltage:	100-277VAC, 50/60Hz
Power Factor:	≥0.95
Efficacy:	139 - 142 lm/W
CRI:	>70
THD:	≤20%
Dimensions:	AM:20.67*12.6*2.87 in DM:20.28*12.6*2.87 in YM: 18.97*12.6*2.87 in
Beam Angle:	150*85° (Type III)
Operating Temperature:	-40°C to 45°C
Housing	Aluminum
Housing Color:	Black / Brown
Optional Accessories:	Photocell / Surge Protector
Waterproof Rating:	WET (IP65)
Certificates:	cULus, DLC
Warranty:	5 Years
EPA:	1.5ft ²

Mounting	Box Size	Qty/Carton	Gross Weight	Net Weight
Adjustable Mounting	22.44*14.17*5.51in	1	7.7 kg/CTN	6.7 kg/PCS
Direct Mounting	22.44*14.17*5.51in	1	7.2 kg/CTN	6.2 kg/PCS
Yoke Mounting	22.44*14.17*5.51in	1	7.3 kg/CTN	6.3 kg/PCS

PHOTOMETRIC DATA

